



Flight Light Inc.  
2708 47th Ave.  
Sacramento, California, U.S.A.  
95822-3806



**I-Lux® LED**  
**Taxiway and Runway Signs**  
**FAA L-858**

PH (916) 394-2800    FX (916) 394-2809  
TF (800) 806-3548    EM info@flightlight.com

### Compliance and Applications

FAA AC 15/5345-44 (Current Edition)  
FAA Engineering Brief No. 67

Our I-Lux signs solidly and seamlessly integrate off-the-shelf parts and custom fabrication for strength and flexibility while minimizing operating costs.

All FAA Sizes, FAA Types, and FAA Styles are now available with long-lasting, energy-efficient LED lighting. Our LED L-858 signs consume up to 80% less power than signs using traditional lamps and up to 50% less power than other LED signs. With crisp, clean LED light and minimal bloom or ground splash, they are visually acquired more quickly and are much easier to read.

### Features

- Solid, seamless construction for strength and reliable performance.
- Long-lasting, energy-efficient LEDs virtually eliminate ongoing maintenance.
- Lowest VA loads: Most efficient ETL Certified LED L-858 signs available.
- LEDs use 80% less power than traditional lamps.
- Crisp, clean light with minimal bloom or ground splash makes them easier to acquire and read.
- Quick, simple and less expensive to install.
- Bright, clear panels are highly impact resistant.


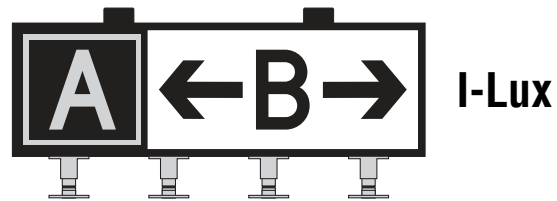
### Construction

The platform for the I-Lux is a cabinet machined from solid, heavy gauge aluminum extrusion. Monolithic tops and bottoms are impervious to blowing rains, dirt, and snow because they are free of the gaps found in signs of modular construction. The I-Lux is inherently stronger than modular signs because it doesn't rely on the strength of the hardware used to piece modular signs together.

The I-Lux L-858 is the only airfield sign available in half module sizing. This keeps it as short as possible, though well within FAA legend specifications. Installation is quick and economical, with a smaller excavation, less concrete and fewer legs to bolt to the pad.

The I-Lux is a smaller obstruction in the field than modular signs, presenting less inertial load on an aircraft should a collision occur.

The seamless panels of the I-Lux display messages without distortion. They are free of the gaps and joints that weaken modular signs and allow penetration by wind, rain, dirt and



snow. Bright and clear, I-Lux panels are up to 30 times more impact resistant than other brands.

Installations of our LED L-858 virtually eliminate ongoing maintenance. The LED light engine provides remarkable reliability, eliminating the constant re-lamping required by traditional signs. You'll spend less time driving around the airfield, reducing opportunities for incursions, and gain valuable time for more important airfield maintenance tasks.

Tried and true, the I-Lux is the solid and sensible choice for hassle-free longevity.

**Visit our web site: [www.flightlight.com](http://www.flightlight.com)**



Flight Light Inc.  
 2708 47th Ave.  
 Sacramento, California, U.S.A.  
 95822-3806



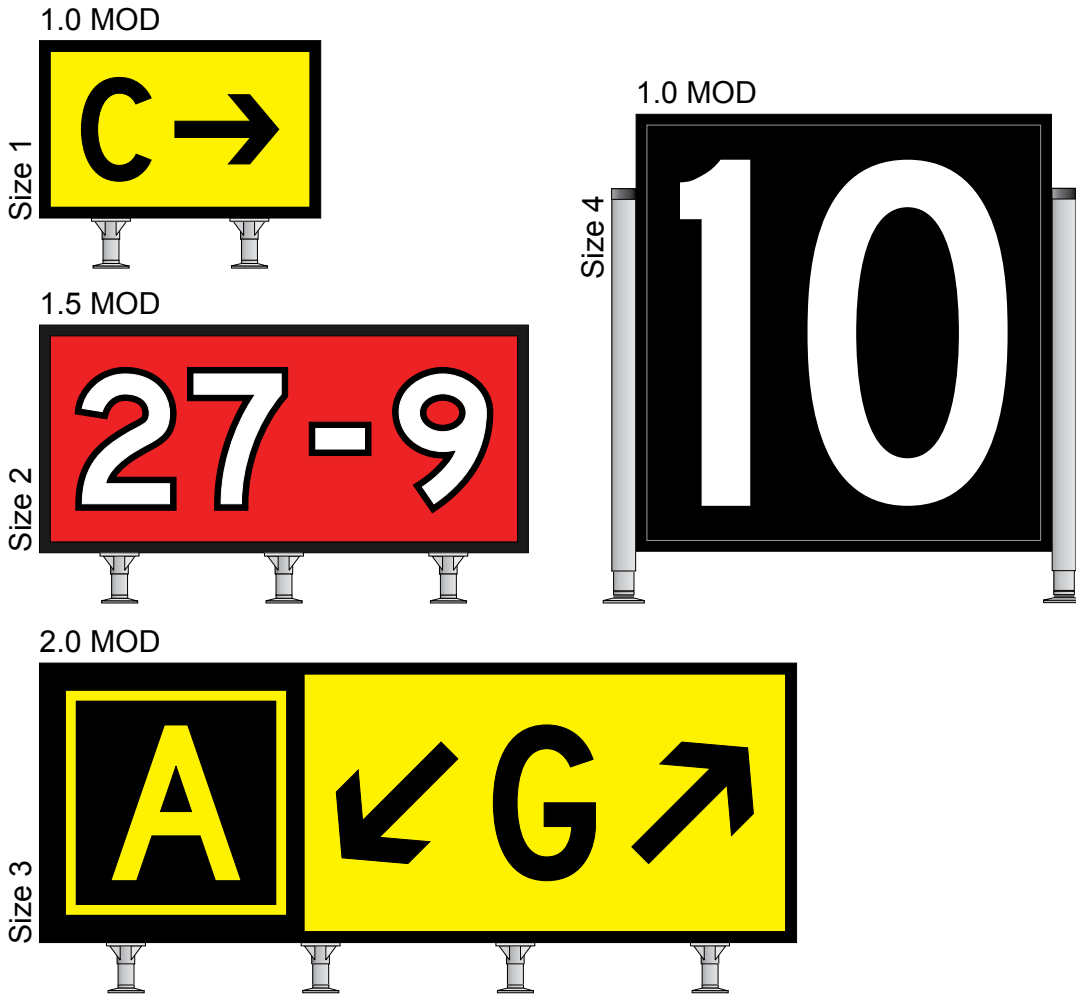
I-Lux® LED  
 Taxiway and Runway Signs  
 FAA L-858

PH (916) 394-2800  
 TF (800) 806-3548

FX (916) 394-2809  
 EM info@flightlight.com

### Panel Dimensions

Sign Size	Legend Size	Viewable Panel Height	Overall Sign Height	Panel Height
1	12"	18"	27"	19 <sup>7/8</sup> "
2	15"	24"	33"	25 <sup>7/8</sup> "
3	18"	30"	39"	31 <sup>7/8</sup> "
4	40"	48"	56.5"	50"
5	25"	30"	39"	31 <sup>7/8</sup> "



Visit our web site: [www.flightlight.com](http://www.flightlight.com)



Flight Light Inc.  
2708 47th Ave.  
Sacramento, California, U.S.A.  
95822-3806



**I-Lux® LED  
Taxiway and Runway Signs  
FAA L-858**

PH (916) 394-2800    FX (916) 394-2809  
TF (800) 806-3548    EM info@flightlight.com

**L830 Transformer  
Requirements, VA  
Loads & Power  
Factors for LED  
Board Light Source**

*Power factors are measured on the primary of the corresponding L830 transformer, per FAA Circular 150/5345-44 (current edition). This takes into account the inherent deficiencies of the isolation transformer in the values. These ratings are subject to change without notice.*

Size	Style	Modules	L830 Transformer	VA	Power Factor	# of LEDs
1	2	1.0	65W	39	0.93	2
1	2	1.5 & 2.0	65W	44	0.93	4
1	2	2.5 & 3.0	65W	49	0.94	6
1	2	3.5 & 4.0	65W	54	0.94	8
<hr/>						
2	2	1.0	65W	44	0.93	4
2	2	1.5 & 2.0	65W	54	0.94	8
2	2	2.5 & 3.0	65W	65	0.94	12
2	2	3.5 & 4.0	100W	77	0.93	16
<hr/>						
3	2	1.0	65W	49	0.94	6
3	2	1.5 & 2.0	65W	65	0.94	12
3	2	2.5 & 3.0	100W	83	0.93	18
3	2	3.5 & 4.0	100W	95	0.93	24
5	2	1.0	65W	49	0.94	6
<hr/>						
1	3	1.0	65W	39	0.93	2
1	3	1.5 & 2.0	65W	44	0.93	4
1	3	2.5 & 3.0	65W	49	0.94	6
1	3	3.5 & 4.0	65W	54	0.94	8
<hr/>						
2	3	1.0	65W	44	0.93	4
2	3	1.5 & 2.0	65W	54	0.94	8
2	3	2.5 & 3.0	100W	69	0.93	12
2	3	3.5 & 4.0	200W	77	0.92	16
<hr/>						
3	3	1.0	65W	49	0.94	6
3	3	1.5 & 2.0	100W	69	0.93	12
3	3	2.5 & 3.0	200W	83	0.92	18
3	3	3.5 & 4.0	200W	95	0.92	24
5	3	1.0	65W	49	0.94	6
<hr/>						
1	5	1.0	65W	32	0.94	2
1	5	1.5 & 2.0	65W	34	0.94	4
1	5	2.5 & 3.0	65W	41	0.94	6
1	5	3.5 & 4.0	65W	50	0.93	8
<hr/>						
2	5	1.0	65W	34	0.94	4
2	5	1.5 & 2.0	65W	50	0.94	8
2	5	2.5 & 3.0	65W	58	0.93	12
2	5	3.5 & 4.0	100W	69	0.93	16
<hr/>						
3	5	1.0	65W	41	0.94	6
3	5	1.5 & 2.0	65W	58	0.93	12
3	5	2.5 & 3.0	100W	73	0.93	18
3	5	3.5 & 4.0	100W	88	0.92	24
5	5	1.0	65W	41	0.94	6

**Ordering Codes**

Model	Sign Size	Power Style	Lamp Type	Modules (length in inches)				Sign Faces	Optional Items	Mode
<b>I: ILUX</b>	<b>1:</b> Size 1	<b>2:</b> Style 2 (3 step 4.8A to 6.6A)	<b>H:</b> LED Board	<b>Size 1</b>	<b>Size 2</b>	<b>Size 3</b>	<b>Size 5</b>	<b>SF:</b> Single Face	<b>I:</b> On/Off Switch (with cover) <b>P:</b> View Port <b>S:</b> LED Lamp Out Indicator <b>E:</b> External Power Cord* <b>MX:</b> FAA size panel & frame, ICAO specified legend, illumination & retroreflective* (*Not ETL Certified)	<b>3:</b> Mode 3 (if blank = Mode 2)
	<b>2:</b> Size 2			1.0: 32.5"	38.5"	45.00"	32.5"			
	<b>3:</b> Size 3	<b>3:</b> Style 3 (5 step 2.8A to 6.6A)		1.5: 47.6"	56.5"	66.25"		<b>DF:</b> Double Face		
	<b>5:</b> Size 5			2.0: 62.5"	74.5"	87.50"				
				<b>5:</b> Style 5 (1 step 5.5A)	2.5: 77.6"	92.5"	108.75"			
			3.0: 92.5"	110.5"	130.00"					
			3.5: 107.6"	128.5"	151.75"					
			4.0: 122.5"	146.5"	172.25"					

All signs are Class 2.

<b>I</b>			<b>H</b>				
----------	--	--	----------	--	--	--	--

**Visit our web site: [www.flightlight.com](http://www.flightlight.com)**